



## STM of Point Defects in GaAs

Illustration


Here is a set of images coming from the work of the group of Prof. Urban (Research center KFA Jülich).



Various point defects are clearly visible; bigger defects, too. Below some defects at higher magnification:



Si donor in GaAs



Ga vacancy in GaAs

More information under <http://www.kfa-juelich.de/iff/Institute/imf/imf-d.shtml>